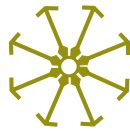




**melville**

GES GLOBAL NETWORK



## SODEM SHELL SCHEME

FOR EXHIBITIONS AND EVENTS

**SPECIFICATIONS AND OPTIONAL EXTRAS**

WWW.MELVILLE.CO.UK

### FEATURES

YOUR MELVILLE SHELL SCHEME STAND CAN BE ENHANCED WITH A RANGE OF OPTIONAL FEATURES TO CREATE THE PERFECT ENVIRONMENT FOR DISPLAYING YOUR PRODUCTS OR SERVICES.

- + **MUSLIN CEILING MC**  
 Create that intimate atmosphere on your stand. Available in white or other colours, including black, on request.
- + **DISPLAY PANELS**  
 Available in two sizes  
**DP1 = 1M X 1M**  
**DP2 = 2M X 1M**  
 With a variety of colours available, display panels can be used for graphics and small exhibits. Fixing can be with hook Velcro or pins.
- + **SHELVES**  
 Available either flat **FS** or sloping **SS**  
 992mm x 300mm ideal for exhibits or literature. Maximum loading 30kg.
- + **GARMENT HANGING RAIL GHR**  
 A simple rail 992mm
- + **NIGHTSHEETS NS**  
 Although not a security device, night sheets act as a deterrent and are supplied with a padlock.



+ **SLAT WALL PANEL SWP**  
 2.36m x 992mm hooks not included.

+ **DOOR EWD OR CURTAINED ENTRANCE EWC**  
 Can be used to create an enclosed area along with a Wall Panel WP  
 2.5m x 992mm

+ **RAISED PLATFORM RP**  
 Platform with 100mm black painted skirting covered with 18mm ply. This is a convenient way to conceal pipe work, cabling or plumbing.

+ **PLASMA SCREEN**  
 It is not always recommended to display audio visual equipment directly on to the shell scheme, for further advise please contact the Melville Service Centre. Melville do not accept any responsibility for audio visual equipment and do not offer a service to display such items.

+ **STORAGE AREA SA:**  
**ENCLOSURE PARTITIONING WP**  
 These panels are required to create separate storage, cloakrooms or office areas. 2.5m x 992mm.

**COAT AND HAT RACK CH**  
 With 4 hooks. 992mm


+ **ENTRANCE WAY CURTAIN**



+ **SLAT WALL**




+ **GARMENT RAIL**



+ **SLOPING SHELVES**




+ **FLAT SHELF**



+ **MUSLIN CEILING**



**SINK UNIT**



+ **NIGHT SHEET**




COLOUR OPTIONS


YOUR MELVILLE SHELL SCHEME STAND CAN BE ENHANCED WITH A RANGE OF OPTIONAL FEATURES, AVAILABLE IN A COMPREHENSIVE RANGE OF COLOURS AND MATERIALS WHICH WILL MAKE YOU STAND OUT FROM THE CROWD.



VINYL COVERING (X FILM)



DISPLAY LOOP NYLON



\* Subject to change and availability.

YOUR QUESTIONS ANSWERED

“STAND OUT FROM THE CROWD” WHY NOT GO ONE STEP FURTHER AND TOTALLY REVITALISE THE LOOK OF YOUR STAND WITH FULLY INTEGRATED PRINTED PANELS PRINTED DIRECT FROM YOUR OWN CREATIVE ARTWORK.



PHOTOGRAPHIC TREATMENT

Melville Graphics have many years of experience in delivering bespoke fully printed graphics to the exhibition and events market.

Working with Melville graphics cannot be easier, we have a team of dedicated graphic specialists who can offer full advice and support leading up to show. We specialise in the project management and production of large format images onto almost any material, from wall mounted graphics to fully printed floor graphics. So take away the hassle of having to transport your graphics to show floor. Arrive on site with your graphics fully printed and installed by Melville to your specifications.

Melville have recently invested in the latest large format print technology, which will enable us to print directly on to a wide range of standard materials and panels, but more importantly we can now offer a new range of sustainable substrates. Melville graphics can offer exhibitors with a graphic package that can be 100% recycled after use.

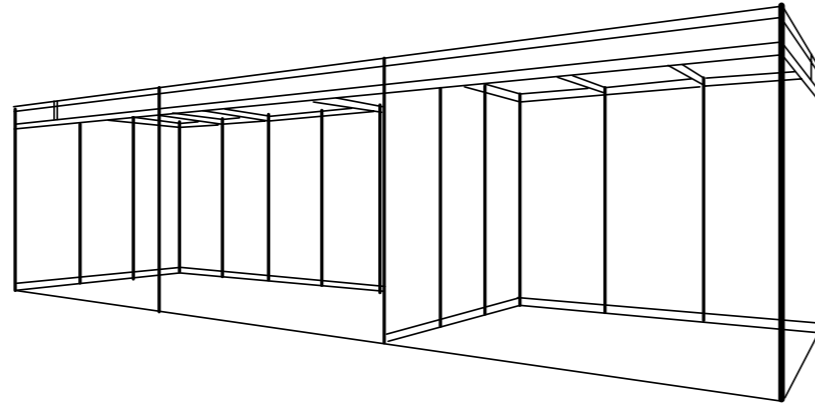
Please make sure you enquire about uplifting the look of your shell scheme, why not ask us about the 100% sustainable, fully printed graphic option for your next show.

- Q.** I missed the deadline date on the order forms; Will there be a charge?
- A.** Deadlines are shown to encourage exhibitors to reply early. Surcharges will be applied to Electrical Orders only after this date (except late exhibitors). Furniture orders should be made as early as possible due to stock levels. Place any other orders (name panels, shell scheme extras, etc) as soon as possible.
- Q.** Do I have to have the Fascia and Grid Ceiling?
- A.** No. Please tell us in writing if you would like them to be removed, however if a wall is over 4 metres in length and doesn't back onto another shell scheme, bracing may be needed for stability.
- Q.** What do I need to order to create a storage area in the corner of my stand?
- A.** To create a 1 metre wide x 1 metre deep store you will need to select 1 x wall panel (WP) and 1 x Lockable Door Section (EWD) or Entrance Way Curtain (EWC) on the order form (shell scheme only).
- Q.** If I want to change the colour of the wall panels, what are the options?
- A.** Shell scheme walls are usually White PVC but there is the option of covering the panel with Display Loop Nylon (Velcro Compatible) or X-film (Vinyl Covering) on one side before the panel is set in the framework.
- Q.** How do I calculate how many panels I have on my stand?
- A.** Shell scheme walling is made up of 1 metre wide x 2.5 metres high sections. Therefore, if your stand has a back and sidewall (a corner plot) and the stand size is 4 metres x 4 metres you have 8 panels.
- Q.** I would like to cover the shell scheme panel with my own graphics, what is the size of the wall panel?
- A.** The visible panel size is 946mm wide x 2340mm high.
- Q.** What is the seen size of half a metre wide panel?
- A.** The visible area is 450mm wide x 2340mm high.
- Q.** I have lightweight posters or pictures, how do I fix these to the wall panels?
- A.** Velcro or sticky pads are the best options, (blue-tack doesn't work) these can be purchased from our Service Desk during the exhibition.
- Q.** I have heavy panels, how do I fix these to the shell scheme?
- A.** Under 992mm wide: using brackets fixed into the upright grooves across 1 support pole, or hook and chain. Over 1 metre wide: using brackets fixed into the upright grooves across 2 support poles. Panel brackets are available from our Service Desk during the exhibition. These will support up to 20kg – for anything heavier please contact the Event Management Team.
- Q.** I would like to drape the interior of the shell scheme with a material such as muslin, how do I attach this?
- A.** You will need to order muslin batten, we will then fix this on the top of the framework - this can then be stapled to.
- Q.** I would like to clad the interior of the shell scheme with foam board/chipboard, how do I calculate the measurements?
- A.** Please call our Event Management Team if you require assistance. Alternatively, you can order chipboard from us for which the charges include installation.
- Q.** I would like to change the colour of the carpet, what are the options?
- A.** You can change the colour of the carpet to another colour in the same range for a small charge (providing we are the contractor) please contact our Exhibitor Sales Team.
- Q.** I cannot find exactly what I am looking for, do you hire out any other items?
- A.** Please contact the Event Management Team with any requests and we will try to meet with your requirements.

## SPECIFICATIONS

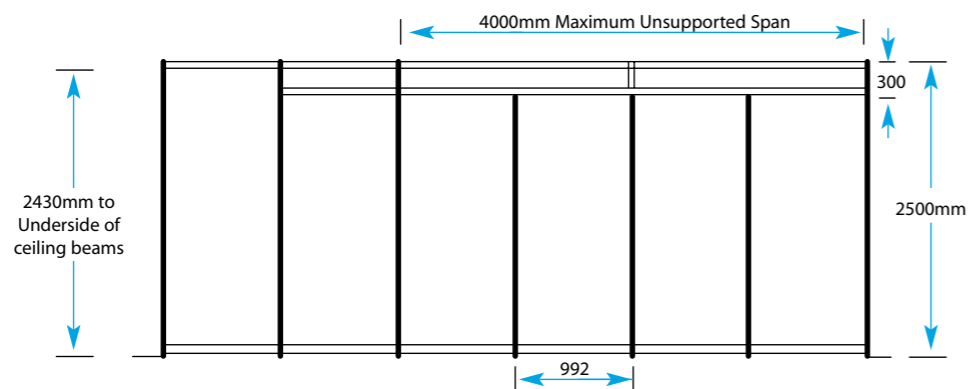
### BASIC SHELL SCHEME

- Name Panel
- Fascia
- Ceiling Beams
- Modular Wall Panels in white
- Intermediate support on all frontages in excess of 4m
- Corner support



The illustration depicts typical sites. Check your own space allocation for dimensions, number and location of open frontages etc.

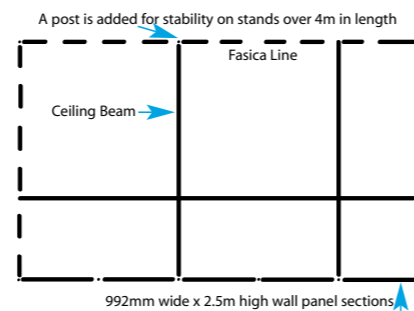
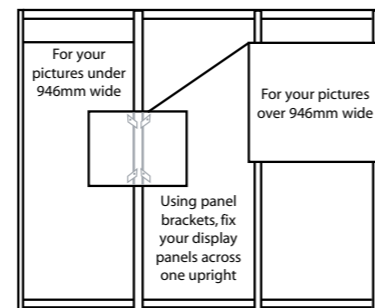
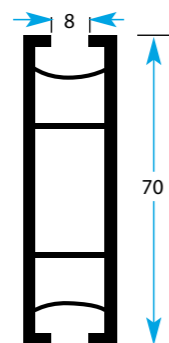
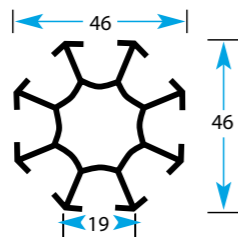
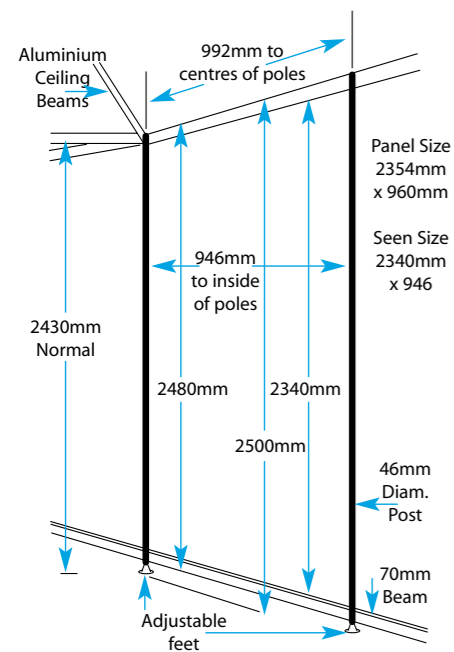
### SHELL DIMENSIONS



### PANEL DIMENSIONS

### POST SECTIONS

### POSTERS & PANELS



## DEVELOPING YOUR STAND

### Not sure on what you can do with your stand?

Simply send a drawing of what your ideal stand would look like and our Exhibitor Services Coordinators can discuss the options available to help you achieve the most from your shell scheme.



## DO'S & DON'TS

We hope you find your shell scheme in order. Please observe the do's and don'ts associated with this system.

The use of the fixings below is strictly forbidden on this system:




### FIXING IS PERMITTED BY:

#### Melamine/Vinyl Panels

- Double sided tabs
- Velcro hook and loop
- Panel brackets
- Hanging chains for heavy exhibits

#### Loop Nylon Panels

- Velcro hook
- Panel brackets
- Hanging chains for heavy exhibits





# melville

GES GLOBAL NETWORK

**Melville Exhibition & Event Services, a GES Global Network Company, is one of the UK's leading exhibition and event services companies.**

From our offices in Birmingham, London, Manchester, Glasgow and Abu Dhabi, we provide the full spectrum of event services. We support many of the world's best-known shows including the UK's largest exhibition, the Spring Fair, the British International Motor Show and Clothes Show Live.

**Services include:**

- Electrical Services
- Standfittings
- Furnishings
- Floorcoverings
- Graphics
- Logistics
- Specialist Lighting
- Venue Services
- Data and Registration
- Floorplanning
- Design & Build

**HEAD OFFICE**

**Melville Exhibition & Event Services Limited**  
Unit 1 Perimeter Road National Exhibition Centre  
Birmingham B40 1PJ  
T: +44 (0)844 879 3226 E: info@melville.co.uk

**WWW.MELVILLE.CO.UK**



Created by [www.fathom.uk.com](http://www.fathom.uk.com)